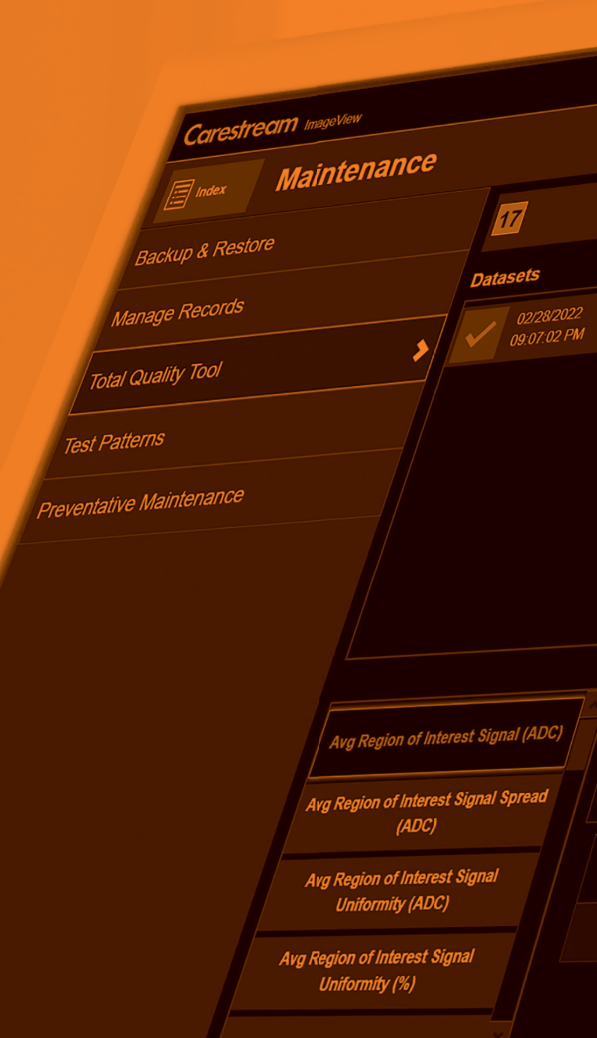


Test. Measure. Manage.



SMART IMAGING SOLUTIONS

Take Control of Your DR Image Testing.

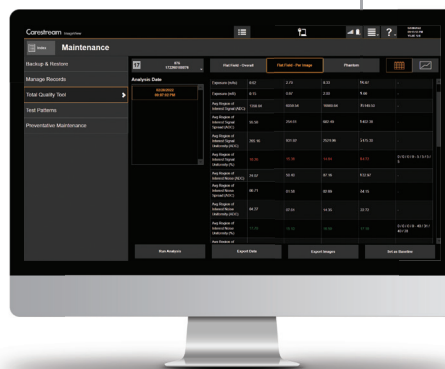
There is an easy way to verify image quality – and avoid potential problems before they occur – with your ImageView DR Systems.

The ImageView Total Quality Tool (TQT) enables you to perform objective image tests and QC measurements with the same interface used for examinations.

Tests are done at your convenience to help you manage and minimize the cost, scheduling or disruption of third-party testing.

Advantages At a Glance

- Enables image testing with the same system interface used for examinations.
- Collect detector performance data with minimal impact on exam flow.
- Tests can be suspended instantly to allow completion of high-priority examinations.



ImageView Total Quality Tool Software

Everything You Need.

The Total Quality Tool software package includes everything you need for easy, accurate image testing:

- The **DR-TQT Test Phantom Kit** is designed for testing the currently supported Carestream detectors used in all DR systems.
- **DR-TQT Phantom Kits** include a specific test phantom, molded phantom tray and filter kit – all in a convenient carrying case.
- The **User Guide** explains the simple testing exposures and procedures.
- **Analysis and Reporting Software** tracks measurements that can predict the most common failure modes *before* image quality is adversely affected. Image test data can easily be exported for review and analysis, or for use in reports and other documents.

Comprehensive System Tests.

The analysis and reporting software is fully integrated into ImageView DR Systems, providing full control of subsystems. This enables more complete testing than can be done manually. With just two x-ray exposures (a phantom image exposure and a non-phantom flat-field image exposure), the Total Quality Tool performs a complete set of tests, evaluating and calculating results for a truly comprehensive QC management program.

The Total Quality Tool also measures and verifies the performance of detectors used in your ImageView DR Systems.

Saves Time.

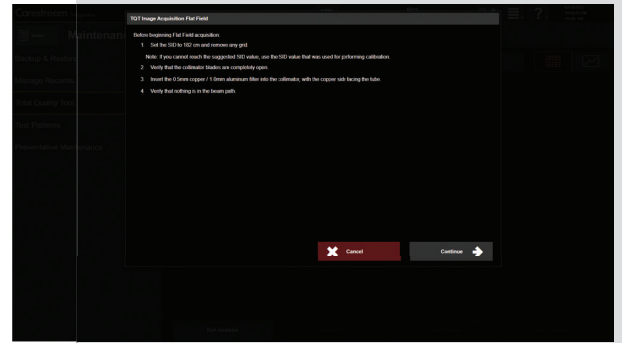
The Total Quality Tool provides users with an automated testing procedure. It guides you through the testing process – eliminating time-consuming, costly and error-prone manual recording and analysis of data.

No Workflow Interruption.

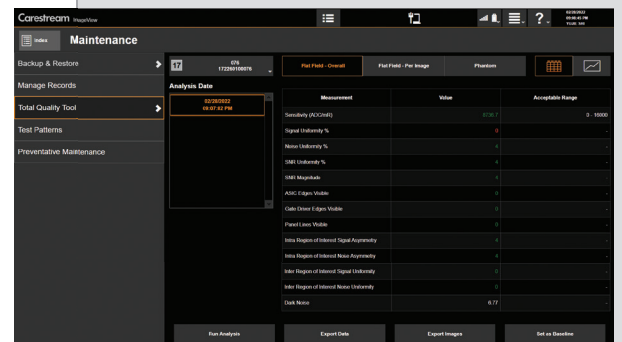
Plus... your system remains in service during testing. The analysis and reporting software is integrated, so there is no need to reconfigure the system or disrupt workflow for testing. Tests can be suspended instantly for high-priority examinations.

No Subjective Judgment.

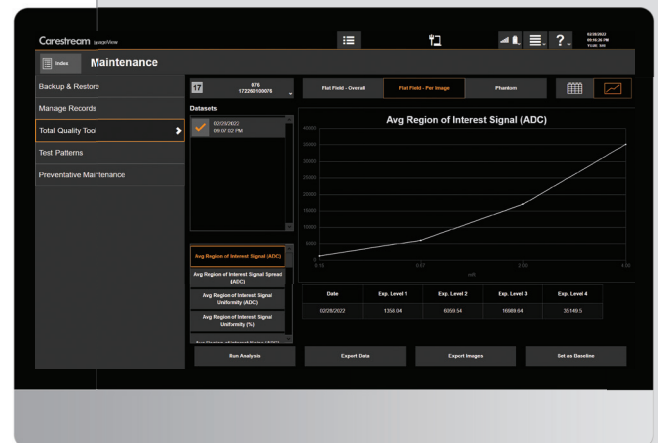
The fully automated image quality testing done by the Total Quality Tool eliminates subjective judgments based on displayed or printed images.



A wizard steps the user through the Flat Field acquisition.



The Flat Field – Overall page displays a summary of the flat field part of the analysis.



Graphs of recent test results can be displayed. This example shows the Average Region of Interest Signal (ADC), but other results are easily selected.

carestream.com



“Rx only”

© Carestream Health, Inc., 2022. CARESTREAM is a trademark of Carestream Health. CAT 2000 298 09/22

Carestream